



## PRICE GUIDE



### Metal Colors

#### STANDARD METAL

Same price for Standard Metal or Shingle Roof.

RUSTIC RED	CHARCOAL	BLACK
BURNISHED SLATE	HUNTER GREEN	SILVER




#### SPECIAL ORDER METAL

Adds one week to the lead-time and has a slight upcharge.



SEE YOUR LOCAL DEALER FOR COLOR OPTIONS

### Shingles



### Paint & Urethane Colors

#### STANDARD PAINT

One Standard Paint Color included in price.

BARN WHITE	NAVAJO	BEIGE
CLAY	BUCKSKIN	BROWN
GRAY SHADOW	GAP GRAY	BLACK
EVERGREEN	PINNACLE RED	SCARLET RED

#### URETHANE STAIN COLORS

MAHOGANY	HONEY GOLD	CHESTNUT BROWN
DARK EBONY	DRIFTWOOD	

Metal color availability and color names vary by region. Please consult your dealer for options in your area. Actual colors may vary from those displayed in brochure. See dealer for actual color swatch. OHS is not responsible for colors not matching the brochure.



435.881.6687

Sheds Are Open  
Info Posted Inside

CacheValleySheds.com

Summer: Mon-Fri 10am to 6pm, Sat 10am to 2pm  
Winter: Office is closed on snow days

3875 N Hwy 91, Hyde Park, UT



# STANDARD BUILDINGS



## LOFTED BARN

PRICE IS FOR 6' 3" WALLS (7' AVAIL)  
TREATED OR PAINTED ONE COLOR

SIZE	CASH PRICE*	RENT TO OWN (36 MO)	RENT TO OWN (48 MO)**
8x10	\$4,375	\$202 <sup>55</sup>	\$182 <sup>29</sup>
8x12	\$4,625	\$214 <sup>12</sup>	\$192 <sup>71</sup>
8x16	\$5,345	\$247 <sup>45</sup>	\$222 <sup>71</sup>
10x10	\$5,275	\$244 <sup>21</sup>	\$219 <sup>79</sup>
10x12	\$5,645	\$261 <sup>94</sup>	\$235 <sup>21</sup>
10x14	\$6,245	\$289 <sup>12</sup>	\$260 <sup>21</sup>
10x16	\$6,375	\$295 <sup>14</sup>	\$265 <sup>63</sup>
10x20	\$8,025	\$371 <sup>53</sup>	\$334 <sup>38</sup>
12x16	\$8,345	\$386 <sup>34</sup>	\$347 <sup>71</sup>
12x20	\$9,175	\$424 <sup>77</sup>	\$382 <sup>29</sup>
12x24	\$10,875	\$503 <sup>47</sup>	\$453 <sup>13</sup>
12x28	\$12,425	\$575 <sup>23</sup>	\$517 <sup>71</sup>
12x30	\$13,245	\$613 <sup>19</sup>	\$551 <sup>88</sup>
12x32	\$13,395	\$620 <sup>14</sup>	\$558 <sup>13</sup>
12x36	\$14,625	\$677 <sup>08</sup>	\$609 <sup>38</sup>
12x40	\$16,275	\$753 <sup>47</sup>	\$678 <sup>13</sup>
14x24	\$13,625	\$630 <sup>79</sup>	\$567 <sup>71</sup>
14x28	\$15,445	\$715 <sup>05</sup>	\$643 <sup>54</sup>
14x32	\$17,425	\$806 <sup>71</sup>	\$726 <sup>04</sup>
14x36	\$18,775	\$869 <sup>21</sup>	\$782 <sup>29</sup>
14x40	\$19,845	\$918 <sup>75</sup>	\$826 <sup>88</sup>
▶16x24	\$16,325	\$755 <sup>79</sup>	\$680 <sup>21</sup>
▶16x28	\$18,525	\$857 <sup>64</sup>	\$771 <sup>88</sup>
▶16x32	\$20,875	\$966 <sup>44</sup>	\$869 <sup>79</sup>
▶16x36	\$22,475	\$1,040 <sup>51</sup>	\$936 <sup>46</sup>
▶16x40	\$23,775	\$1,100 <sup>69</sup>	\$990 <sup>63</sup>

Up to 8ft of loft included in price. Additional charges apply if over 8ft. No discount for subtracting loft.  
▶ 16ft wide buildings not available in all areas.



## UTILITY SHEDS

PRICE IS FOR 6' 3" WALLS (7' 8" AVAIL)  
TREATED OR PAINTED ONE COLOR

SIZE	CASH PRICE*	RENT TO OWN (36 MO)	RENT TO OWN (48 MO)**
8x8	\$3,475	\$160 <sup>88</sup>	\$144 <sup>79</sup>
8x10	\$3,625	\$167 <sup>82</sup>	\$151 <sup>04</sup>
8x12	\$3,975	\$184 <sup>03</sup>	\$165 <sup>63</sup>
8x16	\$5,225	\$241 <sup>90</sup>	\$217 <sup>71</sup>
10x10	\$4,625	\$214 <sup>12</sup>	\$192 <sup>71</sup>
10x12	\$4,895	\$226 <sup>62</sup>	\$203 <sup>96</sup>
10x14	\$5,645	\$261 <sup>34</sup>	\$235 <sup>21</sup>
10x16	\$5,925	\$274 <sup>31</sup>	\$246 <sup>88</sup>
10x20	\$7,325	\$339 <sup>12</sup>	\$305 <sup>21</sup>
12x16	\$7,425	\$343 <sup>75</sup>	\$309 <sup>38</sup>
12x20	\$8,345	\$386 <sup>34</sup>	\$347 <sup>71</sup>
12x24	\$9,545	\$441 <sup>90</sup>	\$397 <sup>71</sup>
12x28	\$10,925	\$505 <sup>79</sup>	\$455 <sup>21</sup>
12x30	\$11,775	\$545 <sup>14</sup>	\$490 <sup>63</sup>
12x32	\$12,375	\$572 <sup>92</sup>	\$515 <sup>63</sup>
12x36	\$13,295	\$615 <sup>51</sup>	\$553 <sup>96</sup>
12x40	\$14,775	\$684 <sup>03</sup>	\$615 <sup>63</sup>
14x24	\$12,495	\$578 <sup>47</sup>	\$520 <sup>63</sup>
14x28	\$14,075	\$651 <sup>62</sup>	\$586 <sup>46</sup>
14x32	\$15,125	\$700 <sup>23</sup>	\$630 <sup>21</sup>
14x36	\$17,875	\$827 <sup>55</sup>	\$744 <sup>79</sup>
14x40	\$19,225	\$890 <sup>05</sup>	\$801 <sup>04</sup>
▶16x24	\$14,925	\$690 <sup>97</sup>	\$621 <sup>88</sup>
▶16x28	\$16,825	\$778 <sup>94</sup>	\$701 <sup>04</sup>
▶16x32	\$18,025	\$834 <sup>49</sup>	\$751 <sup>04</sup>
▶16x36	\$21,425	\$991 <sup>90</sup>	\$892 <sup>71</sup>
▶16x40	\$23,025	\$1,065 <sup>97</sup>	\$959 <sup>38</sup>

▶ 16ft wide buildings not available in all areas.

**Choose a Standard Building Style & Size**

**Then choose an add-on package below**

Your package price is added to the standard building price

## ADD-ON PACKAGES



### PLAYHOUSE

Includes HOUSE-STYLE DOOR WITH 9 LITE WINDOW, 4' PORCH\*, two PORCH POSTS, and three 2' x 3' SINGLE PANE WINDOWS. The Utility Style Playhouse package will include 8' WALLS. Package price does not include wooden barn doors. \*Total length of building includes 4' PORCH.

**\$1,275**

Adds \$59.03 to 36 month rent  
Adds \$53.13 to 48 month rent\*\*

Building must include a porch to get package price.



### DELUXE PLAYHOUSE

Includes HOUSE-STYLE DOOR WITH 9 LITE WINDOW, PORCH, PORCH RAILING (Included porch railing is 3 sections that are approx. 4' each.), four PORCH POSTS, and five 2' x 3' SINGLE PANE WINDOWS. The Utility Style Deluxe Playhouse Package will also include 8' WALLS. Minimum size is 12' x 24'. Package price does not include wooden barn doors. \*Total length of building includes 4' PORCH.

**\$2,065**

Adds \$95.60 to 36 month rent  
Adds \$86.04 to 48 month rent\*\*

Building must include a porch to get package price.



9' GARAGE DOOR

8' GARAGE DOOR

### GARAGE

Includes GARAGE DOOR, HOUSE-STYLE DOOR WITH NO WINDOW, one 2' x 3' SINGLE PANE WINDOW and 12" ON CENTER FLOOR JOISTS. The Utility Style Garage Package will also include 8' WALLS. Package price does not include wooden barn doors. Occupancy class not intended for use as a 'Private Garage' as defined by IBC.

9' GARAGE DOOR

**\$1,445**

Adds \$66.90 to 36 month rent  
Adds \$60.21 to 48 month rent\*\*

8' GARAGE DOOR

**\$1,430**

Adds \$66.20 to 36 month rent  
Adds \$59.58 to 48 month rent\*\*

Building must include a garage door and house-style door with no window to qualify for package price.



### SIDE PORCH

Includes HOUSE-STYLE DOOR WITH 9 LITE WINDOW, PORCH, PORCH RAILING (included porch railing is approx. 4'), one PORCH POST, two 2' x 3' SINGLE PANE WINDOWS and DOUBLE WOODEN BARN DOORS. The Utility Style Side Porch package will also include 8' WALLS. \*Total building width and length includes porch dimensions.

**\$1,445**

Adds \$66.90 to 36 month rent  
Adds \$60.21 to 48 month rent\*\*

Building must include a porch to get package price.



### SHED DORMER

Available only on Utility Sheds

Includes a 7/12 PITCH ROOF (normally 5/12), three 10" x 29" WINDOWS in dormer. Only available on 8', 10' & 12' wide buildings. Inside wall heights are 81" for T1-11 siding and 82.5" for painted LP Smart Panel. More than one dormer can be added to building if size permits. Add \$1,375 for each additional dormer.

**\$1,375**

Adds \$63.66 to 36 month rent  
Adds \$57.29 to 48 month rent\*\*



Engineer Certified buildings are certified for 105 mph winds and 30 psf Ground Snow Load (Barn & Utility Shed) or 60 psf Ground Snow Load (Lofted Barn) (wind rating requires customer supplied anchors). Higher Snow Load options available. See options table for pricing.



# SPECIALTY BUILDINGS



# BUILD ON SITE

Build on site requires additional fees paid to the builder.

See local dealer for details.



## BARN

WALL HEIGHT IS 4'  
TREATED OR PAINTED ONE COLOR

SIZE	CASH PRICE*	RENT TO OWN (36 MO)	RENT TO OWN (48 MO)**
8x8	\$3,225	\$149 <sup>31</sup>	\$134 <sup>38</sup>
8x10	\$3,475	\$160 <sup>88</sup>	\$144 <sup>79</sup>
8x12	\$3,625	\$167 <sup>82</sup>	\$151 <sup>04</sup>
8x16	\$4,625	\$214 <sup>12</sup>	\$192 <sup>71</sup>
10x10	\$4,175	\$193 <sup>29</sup>	\$173 <sup>96</sup>
10x12	\$4,495	\$208 <sup>10</sup>	\$187 <sup>29</sup>
10x14	\$5,045	\$233 <sup>56</sup>	\$210 <sup>21</sup>
10x16	\$5,275	\$244 <sup>21</sup>	\$219 <sup>79</sup>
10x20	\$6,375	\$295 <sup>14</sup>	\$265 <sup>63</sup>
12x16	\$6,795	\$314 <sup>58</sup>	\$283 <sup>13</sup>



## SINGLE SLOPE

FRONT HEIGHT INCREASES WITH WIDTH  
TREATED OR PAINTED ONE COLOR

SIZE	CASH PRICE*	RENT TO OWN (36 MO)	RENT TO OWN (48 MO)**
8x12	\$4,150	\$192 <sup>13</sup>	\$172 <sup>92</sup>
8x16	\$5,400	\$250 <sup>00</sup>	\$225 <sup>00</sup>
10x10	\$4,800	\$222 <sup>22</sup>	\$200 <sup>00</sup>
10x12	\$5,070	\$234 <sup>72</sup>	\$211 <sup>25</sup>
10x14	\$5,820	\$269 <sup>44</sup>	\$242 <sup>50</sup>
10x16	\$6,100	\$282 <sup>41</sup>	\$254 <sup>17</sup>
10x20	\$7,500	\$347 <sup>22</sup>	\$312 <sup>50</sup>
12x16	\$7,600	\$351 <sup>85</sup>	\$316 <sup>67</sup>
12x20	\$8,520	\$394 <sup>44</sup>	\$355 <sup>00</sup>
12x24	\$9,720	\$450 <sup>00</sup>	\$405 <sup>00</sup>
12x28	\$11,100	\$513 <sup>89</sup>	\$462 <sup>50</sup>
12x30	\$11,950	\$553 <sup>24</sup>	\$497 <sup>92</sup>
12x32	\$12,550	\$581 <sup>02</sup>	\$522 <sup>92</sup>
12x36	\$13,470	\$623 <sup>61</sup>	\$561 <sup>25</sup>
12x40	\$14,950	\$692 <sup>13</sup>	\$622 <sup>92</sup>
14x24	\$12,670	\$586 <sup>57</sup>	\$527 <sup>92</sup>
14x28	\$14,250	\$659 <sup>72</sup>	\$593 <sup>75</sup>
14x32	\$15,300	\$708 <sup>33</sup>	\$637 <sup>50</sup>
14x36	\$18,050	\$835 <sup>65</sup>	\$752 <sup>98</sup>
14x40	\$19,400	\$898 <sup>15</sup>	\$808 <sup>33</sup>




## FLOORING OPTIONS

YOU CHOOSE:  
5/8" T&G UNTREATED PLYWOOD FLOORING  
OR 5/8" T&G ENGINEERED PANELS FLOORING  
(SAME PRICE)



5/8" TONGUE & GROOVE  
UNTREATED PLYWOOD



5/8" TONGUE & GROOVE  
ENGINEERED PANELS

UPGRADE: 3/4" FLOORING (SEE OPTIONS TABLE FOR PRICING)



## ANIMAL SHELTERS

WALL HEIGHT IS 8'  
TREATED OR PAINTED ONE COLOR



### ANIMAL SHELTER FEATURES

- Comes standard with 8ft tall walls.
- Standard one stall per 20 feet of length or less (not counting tack room), unless specifically ordered differently.
- Additional stalls (includes opening and divider) can be added for \$485 per stall (optional).

### TACK ROOM

- \$130/foot of length (minimum of 4ft). (Tack Room starts on an outside end wall. Add \$485 to start on an inside divider wall.)
- 3ft Wooden Barn door on all tack rooms. Upgrade to 4ft Wooden Barn door for \$30 (where applicable).

Buildings will be set directly on ground with no blocking. Ground must be suitable for application prior to delivery.

### ANIMAL SHELTER SECURITY DEPOSITS\*

- \$200: 8ft & 10ft wide buildings
- \$600: 12ft wide buildings
- \$1,000: 14ft wide buildings
- \$2,000: 16ft wide buildings

SIZE	CASH PRICE*	RENT TO OWN (36 MO)	RENT TO OWN (48 MO)**
8x12	\$4,150	\$192 <sup>13</sup>	\$172 <sup>92</sup>
8x16	\$5,400	\$250 <sup>00</sup>	\$225 <sup>00</sup>
10x10	\$4,800	\$222 <sup>22</sup>	\$200 <sup>00</sup>
10x12	\$5,070	\$234 <sup>72</sup>	\$211 <sup>25</sup>
10x14	\$5,820	\$269 <sup>44</sup>	\$242 <sup>50</sup>
10x16	\$6,100	\$282 <sup>41</sup>	\$254 <sup>17</sup>
10x20	\$7,500	\$347 <sup>22</sup>	\$312 <sup>50</sup>
12x16	\$7,600	\$351 <sup>85</sup>	\$316 <sup>67</sup>
12x20	\$8,520	\$394 <sup>44</sup>	\$355 <sup>00</sup>
12x24	\$9,720	\$450 <sup>00</sup>	\$405 <sup>00</sup>
12x28	\$11,100	\$513 <sup>89</sup>	\$462 <sup>50</sup>
12x30	\$11,950	\$553 <sup>24</sup>	\$497 <sup>92</sup>
12x32	\$12,550	\$581 <sup>02</sup>	\$522 <sup>92</sup>
12x36	\$13,470	\$623 <sup>61</sup>	\$561 <sup>25</sup>
12x40	\$14,950	\$692 <sup>13</sup>	\$622 <sup>92</sup>
14x24	\$12,670	\$586 <sup>57</sup>	\$527 <sup>92</sup>
14x28	\$14,250	\$659 <sup>72</sup>	\$593 <sup>75</sup>
14x32	\$15,300	\$708 <sup>33</sup>	\$637 <sup>50</sup>
14x36	\$18,050	\$835 <sup>65</sup>	\$752 <sup>98</sup>
14x40	\$19,400	\$898 <sup>15</sup>	\$808 <sup>33</sup>
▶16x24	\$15,100	\$699 <sup>07</sup>	\$629 <sup>17</sup>
▶16x28	\$17,000	\$787 <sup>04</sup>	\$708 <sup>33</sup>
▶16x32	\$18,200	\$842 <sup>59</sup>	\$758 <sup>33</sup>
▶16x36	\$21,600	\$1,000 <sup>00</sup>	\$900 <sup>00</sup>
▶16x40	\$23,200	\$1,074 <sup>07</sup>	\$966 <sup>67</sup>

▶ 16ft wide buildings not available in all areas.

## SIDING OPTIONS

T1-11  
PRESSURE  
TREATED



NO ADDITIONAL CHARGE

FIR



NO ADDITIONAL CHARGE

LP SMART  
PANEL



NO ADDITIONAL CHARGE

# OPTIONS & ADD-ONS

## WINDOW OPTIONS

<b>W1</b>	<b>24" x 27" LOFT WINDOW</b> (IN LOFT ONLY; DOES NOT FIT ABOVE GARAGES)	<b>\$140</b>
<b>W2S</b>	<b>2'x3' SINGLE PANE WINDOW</b>	<b>\$140</b>
<b>W2D</b>	<b>2'x3' DOUBLE PANE WINDOW</b>	<b>\$240</b>
<b>W3S</b>	<b>3'x3' SINGLE PANE WINDOW</b>	<b>\$160</b>
<b>W3D</b>	<b>3'x3' DOUBLE PANE WINDOW</b>	<b>\$310</b>
<b>W4</b>	<b>SHUTTER TRIM</b>	<b>\$60 PER WINDOW</b>
<b>W5</b>	<b>10" x 35" WINDOW</b> (FITS 4' SINGLE BARN DOOR)	<b>\$125</b>
<b>W6</b>	<b>10" x 29" WINDOW</b> (FITS DOUBLE BARN DOOR)	<b>\$105</b>

## DOOR OPTIONS

<b>D1</b>	<b>SINGLE 3' WOODEN BARN DOOR</b>	<b>\$110</b>
<b>D2</b>	<b>SINGLE 3' WOODEN BARN DOOR WITH WINDOW</b>	<b>\$215</b>
<b>D3</b>	<b>SINGLE 4' WOODEN BARN DOOR</b>	<b>\$140</b>
<b>D4</b>	<b>SINGLE 4' WOODEN BARN DOOR WITH WINDOW</b>	<b>\$260</b>
<b>D5</b>	<b>DOUBLE WOODEN BARN DOORS</b>	<b>\$220</b>
<b>D6</b>	<b>DOUBLE WOODEN BARN DOORS WITH WINDOWS</b>	<b>\$430</b>
<b>D7</b>	<b>HOUSE - STYLE DOOR, NO WINDOW</b> (OPENS IN & TO THE RIGHT ONLY)	<b>\$475</b>
<b>D8</b>	<b>HOUSE - STYLE DOOR, 9 LITE WINDOW</b> (OPENS IN & TO THE RIGHT ONLY)	<b>\$615</b>
<b>D9</b>	<b>OPENING LOFT DOOR</b> (LOFTED BARNS ONLY)	<b>\$90</b>
<b>D10</b>	<b>9'x7' GARAGE DOOR</b> (WALL MUST BE AT LEAST 12' WIDE x 8' TALL) (12" ON CENTER FLOOR JOISTS INCLUDED)	<b>\$1,085</b>
<b>D11</b>	<b>8'x7' GARAGE DOOR</b> (WALL MUST BE AT LEAST 10' WIDE x 8' TALL) (12" ON CENTER FLOOR JOISTS INCLUDED)	<b>\$1,070</b>

## FLOORING OPTIONS

<b>ADDITIONAL SKIDS</b> (EACH)	<b>\$6/ft</b>
<b>3/4" FLOORING</b> (PRICED PER SQUARE FOOT)	<b>\$0.75/sq ft</b>
<b>2x6 FLOOR JOISTS</b> (STANDARD ON 14' & 16' WIDE BUILDINGS)	<b>\$0.55/sq ft</b>
<b>12" ON CENTER FLOOR JOISTS</b> (STANDARD ON GARAGES)	<b>\$0.55/sq ft</b>

## PAINT & URETHANE OPTIONS

<b>PAINT</b> (ONE STANDARD COLOR)	<b>FREE</b>
<b>PAINTED BUILDING TRIM</b> (SECOND COLOR / PAINT ONLY)	<b>\$70</b>
<b>EACH ADDITIONAL COLOR</b> (INCLUDES DOORS - PAINT OR URETHANE   TRIM ON DOORS & SHUTTERS - PAINT ONLY)	<b>\$70</b>
<b>UPGRADE TO URETHANE OR CUSTOM PAINT COLOR</b> (8' & 10' WIDE BUILDINGS)	<b>ADD \$140</b>
<b>UPGRADE TO URETHANE OR CUSTOM PAINT COLOR</b> (12', 14' & 16' WIDE BUILDINGS)	<b>ADD \$275</b>

## OTHER OPTIONS

<b>P1</b>	<b>HOUSE WRAP VAPOR BARRIER</b> (ON WALLS ONLY)	<b>\$1.75/sq ft</b>
<b>P2</b>	<b>TAR PAPER</b> (UNDER ROOFING ONLY, RECOMMENDED FOR SHINGLE ROOFS)	<b>\$1.75/sq ft</b>
<b>H1</b>	<b>7' TALL WALLS</b> (81" INSIDE) (LOFTED & UTILITIES)	<b>\$175</b>
<b>H2</b>	<b>8' TALL WALLS</b> (92" INSIDE) (UTILITIES)	<b>\$175</b>
<b>I1</b>	<b>WORKBENCH</b> (PRICED PER FOOT OF WIDTH)	<b>\$17/ft</b>
<b>I2</b>	<b>SHELVES</b> (3 TIER) (PRICED PER FOOT OF WIDTH)	<b>\$17/ft</b>
<b>I3</b>	<b>LOFT</b> (PRICED PER FOOT OF DEPTH)	<b>\$28/ft</b>
<b>E1</b>	<b>EXTRA PORCH POST</b>	<b>\$50/each</b>
<b>E2</b>	<b>PORCH RAILING</b>	<b>\$17/ft</b>
<b>E3</b>	<b>6" FRONT &amp; BACK ROOF OVERHANG</b> (GABLE END WALLS)	<b>\$345</b>
<b>E4</b>	<b>7/12 PITCH</b> (6' & 7' WALLS ONLY) (UTILITY ONLY) (8', 10' & 12' WIDE ONLY)	<b>\$345</b>
<b>F1</b>	<b>16" ON CENTER TRUSSES</b> (PAINTED ONLY)	<b>\$0.40/sq ft</b>
<b>F2</b>	<b>16" ON CENTER STUDS &amp; TRUSSES</b> (TREATED ONLY)	<b>\$1/sq ft</b>
	<b>SPECIAL ORDER METAL ROOF COLOR</b>	<b>\$75</b>
	<b>SNOW LOAD 60 PSF</b> (STANDARD ON LOFTED BARNS)	<b>\$1.50/sq ft</b>
	<b>SNOW LOAD 140 PSF</b>	<b>\$3.50/sq ft</b>

- \*Prices shown include 3% discount offered for purchases made with cash or check. Credit card purchases are not eligible for the discounted price and will be priced 3% higher.
- One color paint/water sealer included in above price. Urethane and additional colors are extra (excluding Build On Site).
- 12ft wide and over buildings are measured across the eaves due to DOT regulations (all others are measured from outside corners).
- \*\*Not available at all locations. See dealer for details.
- All 8ft wide buildings come with a single door (excluding packages).
- All 10ft, 12ft, 14ft & 16ft wide buildings come with double doors (excluding packages).
- Available RTO terms may change by location. See your local dealer for details.
- Add package price to Lofted or Utility Style Buildings only. For package deals, some options may be removed but no credit given on price.

Old Hickory Sheds, LLC and its associates are not responsible for permits, snow/wind load requirements, covenant searches, restrictions, setbacks, yard damage, or underground damage. In very rare cases, underground footers may be required by local building codes. Old Hickory Sheds does not offer digging or footer services and these are not included in free set up, however we can work with customer or contractor when required for an additional cost. Please contact your local Building Inspector and/or Homeowner's Association for information on requirements and restrictions. It is the customer's responsibility to decide if ground conditions are unsuitable for delivery. Old Hickory has the right to refuse any sale prior to the time when it is accepted and approved by Old Hickory's corporate office and the building is set up at customer's location.

**ALL PRICES SUBJECT TO CHANGE.**

2.22.22 (OHS\_PG\_EAST-6375) Old Hickory Sheds, LLC ©Copyright 2022 | All rights reserved.

# RENT TO OWN

## SECURITY DEPOSITS\*

- \$100:** 8ft & 10ft wide buildings
- \$300:** 12ft wide buildings
- \$1,000:** 14ft wide buildings
- \$1,500:** 16ft wide buildings

\*Excludes Animal Shelters & Build on Site.

## DELIVERY & SETUP

- **Free delivery and easy setup within 30 miles.**
- **Please consult your local dealer for the most up-to-date delivery lead times.**
- **No site preparation necessary if site is no more than 3 feet out of level.**
- **Customer has the responsibility to decide if ground conditions are unsuitable for delivery. We are not responsible for yard damage.**
- **Site must be accessible by truck and trailer.**

Drivers can supply blocks for \$3.50 each. Free Delivery covers one trip up to 30 miles one way. Trips over 30 miles are subject to a \$3/mile (8ft & 10ft wide), \$3.50/mile (12ft wide), \$4.50/mile (14ft & 16ft wide) charge one way. Free setup includes leveling the building, starting with one corner at ground level and raising it up to a maximum of 3 feet. If leveling requires 1 foot or less, pressure treated wood may be used. Otherwise, customer may supply concrete blocks which are placed on top of the ground, or we can supply concrete blocks for \$3.50 each.

In very rare cases, underground footers may be required by local building codes. Old Hickory Sheds does not offer digging or footer services and these are not included in free set up, however we can work with customer or contractor when required for an additional cost.

Please contact your local Building Inspector and/or Homeowner's Association for information on requirements and restrictions. The customer will be responsible for the mileage charge as well as the cost of any additional trips.



**EAST**

v003