



Price List

(OHS_PL_EAST-6375)

OLDHICKORYSHEDS.COM




Jared 435.881.6687

3875 US-91, Hyde Park, UT

Mon-Fri 10am-6pm, Sat 10am-2pm

CacheValleySheds.com


STANDARD BUILDINGS



LOFTED BARN
Wall height is 6'3" (7' avail)

SIZE	CASH PRICE*	RENT TO OWN (36 MO)	RENT TO OWN (60 MO)**
8x10	\$4,375	\$202 ⁵⁵	\$162 ⁰⁴
8x12	\$4,625	\$214 ¹²	\$171 ³⁰
8x16	\$5,345	\$247 ⁴⁵	\$197 ⁹⁶
10x10	\$5,275	\$244 ²¹	\$195 ³⁷
10x12	\$5,645	\$261 ³⁴	\$209 ⁰⁷
10x14	\$6,245	\$289 ¹²	\$231 ³⁰
10x16	\$6,375	\$295 ¹⁴	\$236 ¹¹
10x20	\$8,025	\$371 ⁵³	\$297 ²²
12x16	\$8,345	\$386 ³⁴	\$309 ⁰⁷
12x20	\$9,175	\$424 ⁷⁷	\$339 ⁸¹
12x24	\$10,875	\$503 ⁴⁷	\$402 ⁷⁸
12x28	\$12,425	\$575 ²³	\$460 ¹⁹
12x30	\$13,245	\$613 ¹⁹	\$490 ⁵⁶
12x32	\$13,395	\$620 ¹⁴	\$496 ¹¹
12x36	\$14,625	\$677 ⁰⁸	\$541 ⁶⁷
12x40	\$16,275	\$753 ⁴⁷	\$602 ⁷⁸
14x24	\$13,625	\$630 ⁷⁹	\$504 ⁶³
14x28	\$15,445	\$715 ⁰⁵	\$572 ⁰⁴
14x32	\$17,425	\$806 ⁷¹	\$645 ³⁷
14x36	\$18,775	\$869 ²¹	\$695 ³⁷
14x40	\$19,845	\$918 ⁷⁵	\$735 ⁰⁰
>16x24	\$16,325	\$755 ⁷⁹	\$604 ⁶³
>16x28	\$18,525	\$857 ⁶⁴	\$686 ¹¹
>16x32	\$20,875	\$966 ⁴⁴	\$773 ¹⁵
>16x36	\$22,475	\$1,040 ⁵¹	\$832 ⁴¹
>16x40	\$23,775	\$1,100 ⁶⁹	\$880 ⁵⁶

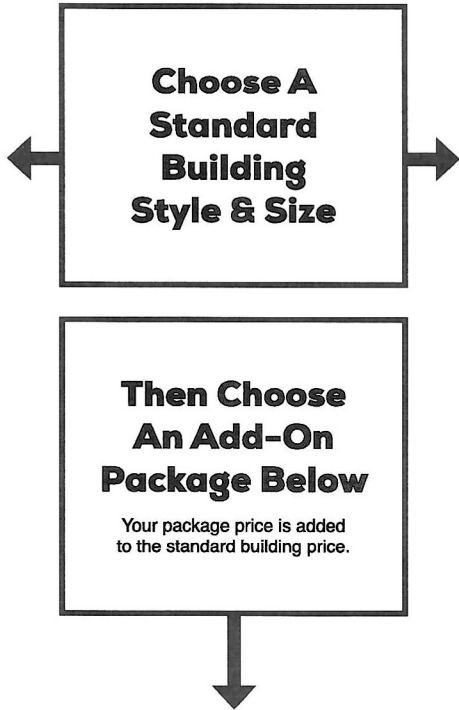
Up to 8' of loft included in price. Additional charges apply if over 8'. No discount for subtracting loft.
> 16' wide buildings not available in all areas.



UTILITY SHEDS
Price is for 6'3" walls (7'8' avail)

SIZE	CASH PRICE*	RENT TO OWN (36 MO)	RENT TO OWN (60 MO)**
8x8	\$3,475	\$160 ⁸⁸	\$128 ⁷⁰
8x10	\$3,625	\$167 ⁸²	\$134 ²⁶
8x12	\$3,975	\$184 ⁰³	\$147 ²²
8x16	\$5,225	\$241 ⁹⁰	\$193 ⁵²
10x10	\$4,625	\$214 ¹²	\$171 ³⁰
10x12	\$4,895	\$226 ⁶²	\$181 ³⁰
10x14	\$5,645	\$261 ³⁴	\$209 ⁰⁷
10x16	\$5,925	\$274 ³¹	\$219 ⁴⁴
10x20	\$7,325	\$339 ¹²	\$271 ³⁰
12x16	\$7,425	\$343 ⁷⁵	\$275 ⁰⁰
12x20	\$8,345	\$386 ³⁴	\$309 ⁰⁷
12x24	\$9,545	\$441 ⁹⁰	\$353 ⁵²
12x28	\$10,925	\$505 ⁷⁹	\$404 ⁶³
12x30	\$11,775	\$545 ¹⁴	\$436 ¹¹
12x32	\$12,375	\$572 ⁹²	\$458 ³³
12x36	\$13,295	\$615 ⁵¹	\$492 ⁴¹
12x40	\$14,775	\$684 ⁰³	\$547 ²²
14x24	\$12,495	\$578 ⁴⁷	\$462 ⁷⁸
14x28	\$14,075	\$651 ⁶²	\$521 ³⁰
14x32	\$15,125	\$700 ²³	\$560 ¹⁹
14x36	\$17,875	\$827 ⁵⁵	\$662 ⁰⁴
14x40	\$19,225	\$890 ⁰⁵	\$712 ⁰⁴
>16x24	\$14,925	\$690 ⁹⁷	\$552 ⁷⁸
>16x28	\$16,825	\$778 ⁹⁴	\$623 ¹⁵
>16x32	\$18,025	\$834 ⁴⁹	\$667 ⁵⁹
>16x36	\$21,425	\$991 ⁹⁰	\$793 ⁵²
>16x40	\$23,025	\$1,065 ⁹⁷	\$852 ⁷⁸

> 16' wide buildings not available in all areas



ADD-ON PACKAGES



PLAYHOUSE

\$1,275	Adds \$59.03 to 36 month rent Adds \$47.22 to 60 month** rent
Building must include a porch to get package price.	



DELUXE PLAYHOUSE

\$2,065	Adds \$95.60 to 36 month rent Adds \$76.48 to 60 month** rent
Building must include a porch to get package price. Not available with Vertical Metal siding.	



SIDE OR CENTER PORCH

\$1,445	Adds \$66.90 to 36 month rent Adds \$53.52 to 60 month** rent
Building must include a porch to get package price.	


UTILITY PLAYHOUSE VAULTED GABLE UPGRADE

ADD \$300	Adds \$13.89 to 36 month rent Adds \$11.11 to 60 month** rent
Vaulted Gable option is only available on buildings up to 12ft wide due to snow load limitations on the beam.	



GARAGE

9' WIDE DOOR	\$1,445	Adds \$66.90 to 36 month rent Adds \$53.52 to 60 month** rent
8' WIDE DOOR	\$1,430	Adds \$66.20 to 36 month rent Adds \$52.96 to 60 month** rent
Building must include a garage door and house-style door to qualify for package price.		



SHED DORMER

\$1,375	Adds \$63.66 to 36 month rent Adds \$50.93 to 60 month** rent
Available only on Utility Sheds. Available with 7' or 8' tall walls. 8' walls are only available on Shed Dormer buildings that are 12' wide or less. 14' & 16' wides are Build On Site only. Not available with Vertical Metal siding.	



GABLE DORMER

\$1,375	Adds \$63.66 to 36 month rent Adds \$50.93 to 60 month** rent
Available only on Utility Sheds. Not available with Vertical Metal siding.	


SPECIALTY BUILDINGS



BARN (NON-LOFTED)
Wall height is 4'



SINGLE SLOPE
Front height increases with width



ANIMAL SHELTERS
Wall height is 8'

SIZE	CASH PRICE*	RENT TO OWN (36 MO)	RENT TO OWN (60 MO)**
8x8	\$3,225	\$149 ³¹	\$119 ⁴⁴
8x10	\$3,475	\$160 ⁸⁸	\$128 ⁷⁰
8x12	\$3,625	\$167 ⁸²	\$134 ²⁶
8x16	\$4,625	\$214 ¹²	\$171 ³⁰
10x10	\$4,175	\$193 ²⁹	\$154 ⁶³
10x12	\$4,495	\$208 ¹⁰	\$166 ⁴⁸
10x14	\$5,045	\$233 ⁵⁶	\$186 ⁸⁵
10x16	\$5,275	\$244 ²¹	\$195 ³⁷
10x20	\$6,375	\$295 ¹⁴	\$236 ¹¹
12x16	\$6,795	\$314 ⁵⁸	\$251 ⁶⁷

SIZE	CASH PRICE*	RENT TO OWN (36 MO)	RENT TO OWN (60 MO)**
8x12	\$4,150	\$192 ¹³	\$153 ⁷⁰
8x16	\$5,400	\$250 ⁰⁰	\$200 ⁰⁰
10x10	\$4,800	\$222 ²²	\$177 ⁷⁸
10x12	\$5,070	\$234 ⁷²	\$187 ⁷⁸
10x14	\$5,820	\$269 ⁴⁴	\$215 ⁵⁶
10x16	\$6,100	\$282 ⁴¹	\$225 ⁹³
10x20	\$7,500	\$347 ²²	\$277 ⁷⁸
12x16	\$7,600	\$351 ⁸⁵	\$281 ⁴⁸
12x20	\$8,520	\$394 ⁴⁴	\$315 ⁵⁶
12x24	\$9,720	\$450 ⁰⁰	\$360 ⁰⁰
12x28	\$11,100	\$513 ⁸⁹	\$411 ¹¹
12x30	\$11,950	\$553 ²⁴	\$442 ⁵⁹
12x32	\$12,550	\$581 ⁰²	\$464 ⁸¹
12x36	\$13,470	\$623 ⁶¹	\$498 ⁸⁹
12x40	\$14,950	\$692 ¹³	\$553 ⁷⁰
14x24	\$12,670	\$586 ⁵⁷	\$469 ²⁶
14x28	\$14,250	\$659 ⁷²	\$527 ⁷⁸
14x32	\$15,300	\$708 ³³	\$566 ⁶⁷
14x36	\$18,050	\$835 ⁶⁵	\$668 ⁵²
14x40	\$19,400	\$898 ¹⁵	\$718 ⁵²

SIZE	CASH PRICE*	RENT TO OWN (36 MO)	RENT TO OWN (60 MO)**
8x12	\$4,150	\$192 ¹³	\$153 ⁷⁰
8x16	\$5,400	\$250 ⁰⁰	\$200 ⁰⁰
10x10	\$4,800	\$222 ²²	\$177 ⁷⁸
10x12	\$5,070	\$234 ⁷²	\$187 ⁷⁸
10x14	\$5,820	\$269 ⁴⁴	\$215 ⁵⁶
10x16	\$6,100	\$282 ⁴¹	\$225 ⁹³
10x20	\$7,500	\$347 ²²	\$277 ⁷⁸
12x16	\$7,600	\$351 ⁸⁵	\$281 ⁴⁸
12x20	\$8,520	\$394 ⁴⁴	\$315 ⁵⁶
12x24	\$9,720	\$450 ⁰⁰	\$360 ⁰⁰
12x28	\$11,100	\$513 ⁸⁹	\$411 ¹¹
12x30	\$11,950	\$553 ²⁴	\$442 ⁵⁹
12x32	\$12,550	\$581 ⁰²	\$464 ⁸¹
12x36	\$13,470	\$623 ⁶¹	\$498 ⁸⁹
12x40	\$14,950	\$692 ¹³	\$553 ⁷⁰
14x24	\$12,670	\$586 ⁵⁷	\$469 ²⁶
14x28	\$14,250	\$659 ⁷²	\$527 ⁷⁸
14x32	\$15,300	\$708 ³³	\$566 ⁶⁷
14x36	\$18,050	\$835 ⁶⁵	\$668 ⁵²
14x40	\$19,400	\$898 ¹⁵	\$718 ⁵²
>16x24	\$15,100	\$699 ⁰⁷	\$559 ²⁶
>16x28	\$17,000	\$787 ⁰⁴	\$629 ⁶³
>16x32	\$18,200	\$842 ⁵⁹	\$674 ⁰⁷
>16x36	\$21,600	\$1,000 ⁰⁰	\$800 ⁰⁰
>16x40	\$23,200	\$1,074 ⁰⁷	\$859 ²⁶

> 16ft wide buildings not available in all areas



CABANAS
8' side height



SIDE GABLES
Price is for 7' walls (6'3" avail)

SIZE	CASH PRICE*	RENT TO OWN (36 MO)	RENT TO OWN (60 MO)**
10x12	\$5,925	\$274 ³¹	\$219 ⁴⁴
10x16	\$7,595	\$351 ⁶²	\$281 ³⁰
10x20	\$9,475	\$438 ⁶⁶	\$350 ⁹³
12x16	\$9,125	\$422 ⁴⁵	\$337 ⁹⁶
12x20	\$11,225	\$519 ⁶⁸	\$415 ⁷⁴
12x24	\$13,495	\$624 ⁷⁷	\$499 ⁸¹

Treated materials only.
Not available with Paint or Urethane.

CABANA SECURITY DEPOSITS
\$200: 8' & 10' wide buildings
\$600: 12' wide buildings

SIZE	CASH PRICE*	RENT TO OWN (36 MO)	RENT TO OWN (60 MO)**
8x12	\$4,150	\$192 ¹³	\$153 ⁷⁰
10x12	\$5,070	\$234 ⁷²	\$187 ⁷⁸
10x16	\$6,100	\$282 ⁴¹	\$225 ⁹³
10x20	\$7,500	\$347 ²²	\$277 ⁷⁸
12x20	\$8,520	\$394 ⁴⁴	\$315 ⁵⁶
12x24	\$9,720	\$450 ⁰⁰	\$360 ⁰⁰

Animal Shelter Options

Additional Stalls	\$485 each (requires minimum 12ft of length per stall, not including tack room)
Tack Room	\$130 per ft of building length
Interior Tack Room Placement	\$485
ANIMAL SHELTER SECURITY DEPOSITS	
\$200: 8' & 10' wide buildings	
\$600: 12' wide buildings	
\$1,000: 14' wide buildings	
\$2,000: 16' wide buildings	



CHICKEN COOPS
Wall height is 6'3"



SIZE	CASH PRICE*	RENT TO OWN (36 MO)	RENT TO OWN (60 MO)**
6x8	\$3,850	\$178 ²⁴	\$142 ⁵⁹
6x12	\$4,470	\$206 ⁹⁴	\$165 ⁵⁶
8x8	\$4,820	\$223 ¹⁵	\$178 ⁵²
8x12	\$5,570	\$257 ⁸⁷	\$206 ³⁰
8x16	\$6,700	\$310 ¹⁹	\$248 ¹⁵

CHICKEN COOP SECURITY DEPOSIT: 25%
Not available with Vertical Metal siding.

Extended Nesting Box (Set of 6)	Add \$300
---------------------------------	-----------

OPTIONS & ADD-ONS

WINDOWS & DOORS (* Available with Vertical Metal Siding)

18" Octagonal Window (Black or White finish)	\$140
24" x 27" Loft Window (Black or White finish) (In loft only; does not fit above Garages)	\$140
* 2'x3' Single Pane Window (Black or White finish) (Only available with White Finish on Vertical Metal Siding)	\$140
2'x3' Double Pane Window	\$240
* 3'x3' Single Pane Window (Black or White finish) (Only available with White Finish on Vertical Metal Siding)	\$160
3'x3' Double Pane Window	\$310
Shutter Trim (Per window)	\$60
10"x35" Window (Fits 4' single barn door) (Black or White finish)	\$125
10"x29" Window (Fits 3' single & double barn door) (Black or White finish)	\$105
* Single 3' Barn Door (Matching building materials)	\$110
Single 3' Barn Door With Window	\$215
* Single 4' Barn Door (Matching building materials)	\$140
Single 4' Barn Door With Window	\$265
* Double Barn Doors (Matching building materials)	\$220
Double Barn Doors With Windows	\$430
* Solid House Door (Opens in & to the right only)	\$475
* 9-Lite House Door (Opens in & to the right only)	\$615
Opening Loft Door (Lofted Barns only)	\$90
8' wide x 7' tall Garage Door (Wall must be at least 10' wide x 8' tall)	\$1,070
* (12" on center floor joists included) (10' wide require 2 additional skids)	
9' wide x 7' tall Garage Door (Wall must be at least 12' wide x 8' tall)	\$1,085
* (12" on center floor joists included)	

FLOORING OPTIONS (* Available with Vertical Metal Siding)

* Additional Skids (Each)	\$6/ft
* 3/4" Flooring	\$0.75/sq ft
* 2x6 Floor Joists (Standard on 14' & 16' wide buildings)	\$0.55/sq ft
* 12" On Center Floor Joists (Standard on Garages)	\$0.55/sq ft

SIDING OPTIONS

T1-11 Pressure Treated OR LP Smart Panel	No Charge
Vertical Metal Siding & Roofing Mounted On Girts & Purlins	No Charge
Vertical Metal Siding & Roofing Mounted On OSB Sheathing	Add 5%
Bubble Wrap Vertical Metal Siding Insulation on Lathing	Add 5%
Bubble Wrap Vertical Metal Siding Insulation On OSB	Add 7%
Vertical Metal Siding - Choose up to 3 different metal colors at no additional charge: (1)Walls (2)Wall Trim (3)Roof & Roof Trim* (*roof trim must be same color as roof panels)	

OTHER OPTIONS (* Available with Vertical Metal Siding)

* House Wrap Vapor Barrier (On walls only)	\$1.75/sq ft
Tar Paper (Under roofing only) (Recommended for shingle roofs) (Must upgrade to OSB sheathing on Vertical Metal)	\$1.75/sq ft
* Tech Shield Radiant Barrier On Roof	ADD 2%
Silver Tech Radiant Barrier On Walls	Add 3%
* (On Smart Panel or Vertical Metal Walls only) (Must upgrade to OSB sheathing on Vertical Metal)	
* 7' Tall Walls (81" inside) (Lofted & Utilities)	\$175
* 8' Tall Walls (92" inside) (Utilities)	\$175
* Workbench (Priced per foot of width)	\$17/ft
* Shelves (3 tier) (Priced per foot of width)	\$17/ft
* Loft (Priced per foot of depth)	\$28/ft
* Extra Porch Post	\$50 each
* Porch Railing	\$17/ft
* 6" Front & Back Roof Overhang (Gable End Walls)	\$345
* 7/12 Pitch	\$345
* (6' & 7' walls only) (Utility only) (8', 10' & 12' wide only)	
* 16" On Center Trusses (Painted only)	\$0.40/sq ft
* 16" On Center Studs & Trusses (Treated only)	\$1.00/sq ft
Special Order Metal Roof Color	\$75
* Sunburst Spindle Upgrade (Per Building)	\$50
Snow Load 140 PSF	\$3.50/sq ft
Snow Load 200 PSF	\$3.68/sq ft

PAINT & URETHANE OPTIONS

One Standard Paint Color on Siding & Trim	Free
Upgrade to Urethane or Custom Paint on Siding & Trim (on 8' & 10' wide)	Add \$100
Upgrade to Urethane or Custom Paint on Siding & Trim (on 12' or wider)	Add \$200
Each Additional Standard Paint Color (on trim, doors, and/or shutters)	\$70
Upgrade to Urethane (on doors and/or shutters only)	Add \$75
Upgrade to Custom Paint Color (on trim, doors and/or shutters)	Add \$75

ENGINEER CERTIFIED



Engineer Certified buildings are certified for 105 mph winds and 60 psf Ground Snow Load (wind rating requires customer supplied anchors). Higher Snow Load options available. See options table for pricing.

ONLINE 3D BUILDER

Visit orders.oldhickorybuildings.com/myquote or use a tablet to scan the QR code to the right to check out our 3D Build & Price tool. It can help you design the building of your dreams and obtain a price directly from your nearest dealer!



RENT TO OWN SECURITY DEPOSITS*

\$100: 8' & 10' wide buildings
 \$300: 12' wide buildings
 \$1,000: 14' wide buildings
 \$1,500: 16' wide buildings

*Excludes Animal Shelters, Cabanas, Chicken Coops & Build On Site.

EXCEPTIONS & CONDITIONS

- *Prices shown include 3% discount offered for purchases made with cash or check. Credit card purchases are not eligible for the discounted price and will be priced 3% higher.
- **Not available at all locations. See dealer for details.
- Prices shown are pre-tax.
- 12' wide and wider buildings are measured across the eaves due to DOT regulations (all others are measured from outside corners).
- Free Delivery covers one trip up to 30 miles one way. Trips over 30 miles are subject to additional mileage fees. See dealer for details.
- One color paint/water sealer included in prices. Urethane and additional colors are extra. (Excluding Build on Site).

Old Hickory Sheds, LLC and its associates are not responsible for permits, snow/wind load requirements, covenant searches, restrictions, setbacks, yard damage, or underground damage. In very rare cases, underground footers may be required by local building codes. Old Hickory Sheds does not offer digging or footer services, and these are not included in free set up, however we can work with customer or contractor when required for an additional cost. Please contact your local Building Inspector and/or Homeowner's Association for information on requirements and restrictions.

Old Hickory has the right to refuse any sale prior to the time when it is accepted and approved by Old Hickory's corporate office and the building is set up at customer's location.